



Cable & Wiring Accessories

Rail Mount Terminals & DIN Rail




Page 13.2

Busbar & Busbar Terminals




Page 13.4

Cable Ties & Mounting Cradles



Page 13.4

P.V.C. Slotted Trunking



Page 13.5

Crimping Lugs & Ferrules



Page 13.6

Pre-insulated, Fully Insulated
& Un-insulated Terminals



Page 13.8

All Prices Exclude VAT and are subject to change without prior notice.

RAIL MOUNT TERMINALS

Mountings: DIN 35 "Top Hat" rail
 Max. Working temp: 100°C
 Rated Voltage: 750v VDE
 Material: Insulated body polyamide 6.6
 Nickel-plated copper Alloy busbars
 Zinc plated and chromate passivated clamping arms and screws

STANDARD TERMINALS

Colour - Grey

PART NO	TERMINAL / WIRE SIZE (mm ²)	WIDTH (mm ²)	AMPS	TERMINAL MARKER
CTS4UN	4.0	6.0	32 A	CA509/K6
CTS6U	6.0	8.0	41 A	CA509/K8
CTS10U	10.0	10.0	57 A	CA509/K10
CTS25UN - No end plate required	16.0 - 25.0	12.0	101 A	CA509/K12
CTS35UN - No end plate required	35.0	15.0	125 A	CA509/K15
CTS50U	50.0	20.5	150 A	CA509/K2
CTS95U	95.0	25.0	232 A	CA509/K2

2 STAGE TERMINAL (Double Tier)

PART NO	TERMINAL / WIRE SIZE (mm ²)	WIDTH (mm ²)	AMPS	TERMINAL MARKER
CDL4UN	4.0	6.0	32 A	CA509/K2

FUSED TERMINALS

Colour - Grey

PART NO	WIRE SIZE (mm ²)	WIDTH (mm ²)	FUSES	TERMINAL MARKER
CF4U - No end plate required	4.0	8.0	5x20 or 5x25	CA509/K8

END PLATES

PART NO	TERMINAL SIZE
EP2.5/4UN	for 4.0 mm terminals
EP6/10U	for 6.0 mm & 10.0 mm terminals
EPCDL4UN	for 4.0 mm 2 stage terminals

PARTITIONS

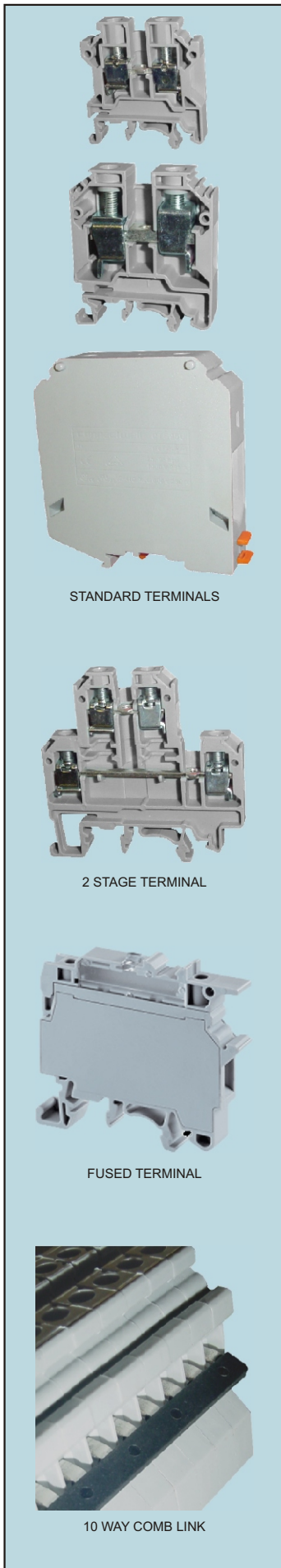
PART NO	TERMINAL SIZE
PP2.5/4UN	for 4.0 mm terminals
PP6/10U	for 6.0 mm & 10.0mm terminals

COMB LINK / BRIDGING BAR

PART NO	TERMINAL / WIRE SIZE (mm ²)	Description
CA713/10	4.0	10 WAY Comb Link

Continued on next page....

All Prices Exclude VAT and are subject to change without prior notice.



STANDARD TERMINALS

2 STAGE TERMINAL

FUSED TERMINAL

10 WAY COMB LINK



RAIL MOUNT TERMINALS

Mountings: DIN 35 "Top Hat" rail
 Max. Working temp: 100°C
 Rated Voltage: 750v VDE
 Material: Insulated body polyamide 6.6
 Nickel-plated copper Alloy busbars
 Zinc plated and chromate passivated clamping arms and screws

EARTH TERMINALS

Colour - Yellow & Green

PART NO	TERMINAL / WIRE SIZE (mm ²)	AMPS	TERMINAL MARKER
CGT4N	4.0	32 A	CA509/K6
CGT10U	10.0	57 A	CA509/K10
CGT35U	35.0	125 A	CA509/K15

END CLAMP

PART NO	TERMINAL MARKER
CA802	CA509/K8

DISTRIBUTION BLOCKS

Colour - Grey

PART NO	Wire (mm ²)	INPUT Amps	Stud	OUTPUT TERMINAL	TERMINAL MARKER
CDB4/5	16.0	50 A	5mm	4mm - CTS4UN	CA509/K6
CDB6/4	25.0	95 A	6mm	6mm - CTS6U	CA509/K8
CDB10/4	35.0	125 A	10mm	10mm - CTS10U	CA509/K10

•Note:

- Sum of outgoing currents on either side of centre should not exceed half the maximum permissible incoming current.
- Sum of total outgoing currents should not exceed maximum permissible incoming current.
- Connection for higher outgoing currents should be done through the terminal nearer to incoming connection at centre.

TERMINAL MARKERS

CA509/K2 Individual Strips: Numeric numbers "0" thru "9"
 Alphabetic letters "A" thru "Z"
 Miscellaneous "+" & "-"

CA509/K6 Individual Strips: Numeric numbers "0" thru "20"
 Alphabetic letters "A" thru "Z"
 Miscellaneous "+" & "-"

Sequential Strips: "1 to 10", "11 to 20", "21 to 30", "31 to 40", "41 to 50",
 "51 to 60", "61 to 70", "71 to 80", "81 to 90" & "91 to 100"

Note: All markers are sold per strip, each consisting of 10 markers
 Special markers can be made up on request.

PART NO	Individual Strips	Sequential Strips	Blank Strips	Terminal use
CA509/K2-*	✓	-	✓	CDL4U & CSLFU
CA509/K6-*	✓	✓	✓	All except CDL4U
CA509/K8-*	-	-	✓	CTS6U
CA509/K10-*	-	-	✓	CTS10U
CA509/K12-*	-	-	✓	CTS25U
CA509/K15-*	-	-	✓	CTS35U

Note: Replace * with character or sequence required.

TOP HAT RAIL

PART NO	DESCRIPTION	UNIT
AMC35U	DIN-35 plain Top Hat rail	per 2m length
AMC35US	DIN-35 slotted Top Hat rail	per 2m length

Click here for the **PRICELIST**

BUSBAR & ACCESSORIES

Approvals: CSA, VDE & UL; SABS Auth RCC 0303029

BUSBAR

PARTNO	DESCRIPTION
BBCOPP	6 mm x 6mm copper

BUSBAR TERMINALS

Fitted with a wire clamp.

PARTNO	WIRE SIZE (MM ²)
CENC4	4
CENC16	16/25
CENC35	35

BUSBAR SUPPORTS

PARTNO	BUSBAR SIZE	DIMENSION		
		W	D	H
BB6SUPP	6 x 6 mm	24	20	18

CABLE TIES & MOUNTING CRADLES


PARTNO	DIMENSION		COLOUR
	L	W	

CABLE TIES

T18RB	104 mm	2.5 mm	Black
T18RW	104 mm	2.5 mm	White
T30RB	150 mm	3.5 mm	Black
T30RW	150 mm	3.5 mm	White
T50RB	205 mm	4.7 mm	Black
T50RW	205 mm	4.7 mm	White
T50IB	305 mm	4.7 mm	Black
T50IW	305 mm	4.7 mm	White
T50LB	395 mm	4.7 mm	Black
T50LW	395 mm	4.7 mm	White
T120RB	395 mm	7.8 mm	Black
T120RW	395 mm	7.8 mm	White
LK5B	543 mm	13.0 mm	Black
T120SB	280 mm	7.8 mm	Black

MOUNTING CRADLES

TY3-GISB	20 mm	15 mm	Black
TY3-GISW	20 mm	15 mm	White
TY8-GISB	33 mm	25 mm	Black
TY8-GISW	33 mm	25 mm	White



BUSBAR, TERMINALS & SUPPORT

CABLE TIES & CRADLES


Click here for the PRICELIST

Click here for the PRICELIST


P.V.C. SLOTTED TRUNKING

TRUNKING

Material: Self extinguishing hard P.V.C.
 Colour: RAL 7030
 Length: 2 meters



SLOTTED TRUNKING



CLIP-ON SUPPORT

PARTNO	DIMENSION	
	W	H
2525N	25	25
2540N	25	40
4040N	40	40
6040N	60	40
8040N	80	40
2560N	25	60
4060N	40	60
6060N	60	60
8060N	80	60
10060N	100	60
4080N	40	80
6080N	60	80
8080N	80	80
10080N	100	80
12080N	120	80
80100N	80	100
100100N	100	100
<u>SPARE COVERS</u>		
COV25	25	
COV40	40	
COV60	60	
COV80	80	


ACCESSORIES

PARTNO	DESCRIPTION
STSUPP	Clip-on support for fitting slotted trunking and pushbuttons to door panels.

Click here for the **PRICELIST**



CRIMPING LUGS



CRIMPING LUGS

PARTNO	CABLE SIZE (mm ²)	STUD SIZE (mm)
L1-4	1.5	4
L1-5	1.5	5
L1-6	1.5	6
L2-4	2.5	4
L2-5	2.5	5
L2-6	2.5	6
L2-8	2.5	8
L4-4	4.0	4
L4-5	4.0	5
L4-6	4.0	6
L4-8	4.0	8
L4-10	4.0	10
L6-4	6.0	4
L6-5	6.0	5
L6-6	6.0	6
L6-8	6.0	8
L6-10	6.0	10
L10-5	10.0	5
L10-6	10.0	6
L10-8	10.0	8
L10-10	10.0	10
L10-12	10.0	12
L16-6	16.0	6
L16-8	16.0	8
L16-10	16.0	10
L16-12	16.0	12
L25-6	25.0	6
L25-8	25.0	8
L25-10	25.0	10
L25-12	25.0	12
L35-6	35.0	6
L35-8	35.0	8
L35-10	35.0	10
L35-12	35.0	12
L35-16	35.0	16
L50-6	50.0	6
L50-8	50.0	8
L50-10	50.0	10
L50-12	50.0	12
L50-16	50.0	16
L70-8	70.0	8
L70-10	70.0	10
L70-12	70.0	12
L70-16	70.0	16
L95-8	95.0	8
L95-10	95.0	10
L95-12	95.0	12
L95-16	95.0	16
L95-20	95.0	20

Continued on next page....

All Prices Exclude VAT and are subject to change without prior notice.

CRIMPING LUGS

PARTNO	CABLE SIZE (mm ²)	STUD SIZE (mm)
L120-8	120.0	8
L120-10	120.0	10
L120-12	120.0	12
L120-16	120.0	16
L120-20	120.0	20
L150-10	150.0	10
L150-12	150.0	12
L150-16	150.0	16
L185-10	185.0	10
L185-12	185.0	12
L185-16	185.0	16
L240-10	240.0	10
L240-12	240.0	12
L240-16	240.0	16
L240-20	240.0	20
L300-10	300.0	10
L300-12	300.0	12
L300-16	300.0	16
L400	400.0	BLANK
L500	500.0	BLANK
L630	630.0	BLANK

CRIMPING FERRULES

PARTNO	CABLE SIZE (mm ²)
F1	1.5
F2	2.5
F4	4.0
F6	6.0
F10	10.0
F16	16.0
F25	25.0
F35	35.0
F50	50.0
F70	70.0
F95	95.0
F120	120.0
F150	150.0
F185	185.0
F240	240.0
F300	300.0



CRIMPING LUG



BLANK CRIMPING LUG



FERRULE

Click here for the PRICELIST

PRE-INSULATED TERMINALS

RING TERMINALS

PARTNO	COLOUR	WIRE SIZE (mm ²)	STUD SIZE (mm)	OUTER WIDTH (mm)
1R10	Red	0.25 - 1.65	10.0	13.6
1R8	Red	0.25 - 1.65	8.0	11.6
1R6	Red	0.25 - 1.65	6.0	11.6
1R5	Red	0.25 - 1.65	5.0	8.0
1R4	Red	0.25 - 1.65	4.0	8.0
1R3	Red	0.25 - 1.65	3.0	5.7
2R10	Blue	1.04 - 2.63	10.0	13.6
2R8	Blue	1.04 - 2.63	8.0	12.0
2R6	Blue	1.04 - 2.63	6.0	12.0
2R5	Blue	1.04 - 2.63	5.0	9.5
2R4	Blue	1.04 - 2.63	4.0	8.5
2R35	Blue	1.04 - 2.63	3.5	8.5
3R10	Yellow	2.63 - 6.64	10.0	15.0
3R8	Yellow	2.63 - 6.64	8.0	15.0
3R6	Yellow	2.63 - 6.64	6.0	12.0
3R5	Yellow	2.63 - 6.64	5.0	9.5
3R4	Yellow	2.63 - 6.64	4.0	9.5
3R35	Yellow	2.63 - 6.64	3.5	7.2

SPADE / FORK TERMINALS

PARTNO	COLOUR	WIRE SIZE (mm ²)	STUD SIZE (mm)	OUTER WIDTH (mm)
1S5A	Red	0.25 - 1.65	5.0	8.1
1S4A	Red	0.25 - 1.65	4.0	6.4
1S35	Red	0.25 - 1.65	3.0	6.4
2S5A	Blue	1.04 - 2.63	5.0	8.1
2S4A	Blue	1.04 - 2.63	4.0	6.4
2S35	Blue	1.04 - 2.63	3.5	6.0
3S6A	Yellow	2.63 - 6.64	6.0	9.0
3S5	Yellow	2.63 - 6.64	5.0	9.0
3S4A	Yellow	2.63 - 6.64	4.0	8.3

PIN TERMINALS

PARTNO	COLOUR	WIRE SIZE (mm ²)	PIN LENGTH (mm)
1P10	Red	0.25 - 1.65	10.0
2P12	Blue	1.04 - 2.63	10.0
3P13	Yellow	2.63 - 6.64	13.0

HOOK BLADE TERMINALS

PARTNO	COLOUR	WIRE SIZE (mm ²)
1HB	Red	0.25 - 1.65
2HB	Blue	1.04 - 2.63
3HB	Yellow	2.63 - 6.64



Click here for the PRICELIST

Continued on next page....

All Prices Exclude VAT and are subject to change without prior notice.

PRE-INSULATED TERMINALS

MALE DISCONNECT TERMINALS

PARTNO	COLOUR	WIRE SIZE (mm ²)	INSERT HEIGHT (mm)	OUTER WIDTH (mm)
T1DM	Red	0.25 - 1.65	0.8	6.3
T2DM	Blue	1.04 - 2.63	0.8	6.3
T3DM	Yellow	2.63 - 6.64	0.8	6.3

FEMALE DISCONNECT TERMINALS

PARTNO	COLOUR	WIRE SIZE (mm ²)	INSERT HEIGHT (mm)	OUTER WIDTH (mm)
T1DF	Red	0.25 - 1.65	0.8	7.4
T2DF	Blue	1.04 - 2.63	0.8	7.4
T3DF	Yellow	2.63 - 6.64	0.8	7.4

PIGGY BACK DISCONNECT TERMINALS

PARTNO	COLOUR	WIRE SIZE (mm ²)	INSERT HEIGHT (mm)	OUTER WIDTH (mm)
T1PB	Red	0.25 - 1.65	0.8	7.4
T2PB	Blue	1.04 - 2.63	0.8	7.4

BULLET TERMINALS

PARTNO	COLOUR	WIRE SIZE (mm ²)	LENGTH (mm)	DIAMETER (mm)
T1ULM	Male Red	0.25 - 1.65	16.00	4.0
T2ULM	Male Blue	1.04 - 2.63	16.00	5.0
T1ULF	Female Red	0.25 - 1.65	19.5	4.0
T2ULF	Female Blue	1.04 - 2.63	20.5	5.0

BOOTLACE FERRULES

PARTNO	COLOUR	WIRE SIZE (mm ²)	PIN LENGTH (mm)
E0510WT	White	0.5	10.0
E0710BL	Blue	0.75	10.0
E1010RD	Red	1.0	10.0
E1510BK	Black	1.5	10.0
E2512GY	Grey	2.5	12.0
E4012OR	Orange	4.0	12.0
E6012GR	Green	6.0	12.0

FERRULE / BUTT CONNECTORS

PARTNO	COLOUR	WIRE SIZE (mm ²)
1UT	Red	0.25 - 1.65
2UT	Blue	1.04 - 2.63
3UT	Yellow	2.63 - 6.64

FULLY INSULATED TERMINALS

PARTNO	COLOUR	WIRE SIZE (mm ²)	INSERT HEIGHT (mm)	OUTER WIDTH (mm)
TF2DF	Female Blue	1.04 - 2.63	0.8	7.4

UN-INSULATED TERMINALS

DISCONNECT TERMINALS

PARTNO	WIRE SIZE (mm ²)	OUTER WIDTH (mm)
LF061250A	Female side entry 0.75 - 2.00	7.6
LOM51250	Male back entry 0.50 - 2.00	6.3
LT061250N	Female back entry 0.75 - 2.00	7.6
LT081250N	Female back entry 2.00 - 3.50	7.6

Continued on next page....




All Prices Exclude VAT and are subject to change without prior notice.



PRE-INSULATED TERMINALS

PRE-PACKED TERMINALS

PRE-PACKED TERMINALS



PARTNO	NO	COLOUR	WIRE SIZE (mm ²)		PACK QTY
<u>RING TERMINALS</u>					
1R6BP	1	Red	0.25 - 1.65	Stud - 6.0	14
1R5BP	2	Red	0.25 - 1.65	Stud - 5.0	18
1R4BP	3	Red	0.25 - 1.65	Stud - 4.0	18
2R6BP	4	Blue	1.04 - 2.63	Stud - 6.0	12
2R5BP	5	Blue	1.04 - 2.63	Stud - 5.0	16
2R4BP	6	Blue	1.04 - 2.63	Stud - 4.0	16
3R8BP	7	Yellow	2.63 - 6.64	Stud - 8.0	7
3R6BP	8	Yellow	2.63 - 6.64	Stud - 6.0	8
3R5BP	9	Yellow	2.63 - 6.64	Stud - 5.0	10
<u>SPADE / FORK TERMINALS</u>					
1S35BP	10	Red	0.25 - 1.65	Stud - 3.0	18
1S4ABP	11	Red	0.25 - 1.65	Stud - 4.0	19
2S35BP	12	Blue	1.04 - 2.63	Stud - 3.5	16
2S5ABP	13	Blue	1.04 - 2.63	Stud - 5.0	17
<u>PIN TERMINALS</u>					
1P10BP	14	Red	0.25 - 1.65	Pin - 10.0	16
<u>FERRULE / BUTT CONNECTORS</u>					
1UTBP	16	Red	0.25 - 1.65		16
2UTBP	17	Blue	1.04 - 2.63		15
<u>MALE DISCONNECT TERMINALS</u>					
T1DMBP	18	Red	0.25 - 1.65		14
T2DMBP	19	Blue	1.04 - 2.63		14
<u>FEMALE DISCONNECT TERMINALS</u>					
T1DFBP	20	Red	0.25 - 1.65		13
T2DFBP	21	Blue	1.04 - 2.63		13
<u>PIGGY BACK DISCONNECT TERMINALS</u>					
T1PBBP	22	Red	0.25 - 1.65		10
T2PBBP	23	Blue	1.04 - 2.63		10
<u>MALE BULLET TERMINALS</u>					
T1ULMBP	24	Red	0.25 - 1.65		13
T2ULMBP	25	Blue	1.04 - 2.63		13
<u>FEMALE BULLET TERMINALS</u>					
T1ULFBP	26	Red	0.25 - 1.65		10
T2ULFBP	27	Blue	1.04 - 2.63		10

Click here for the PRICELIST